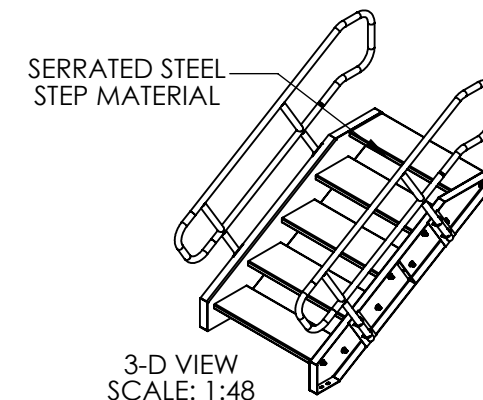
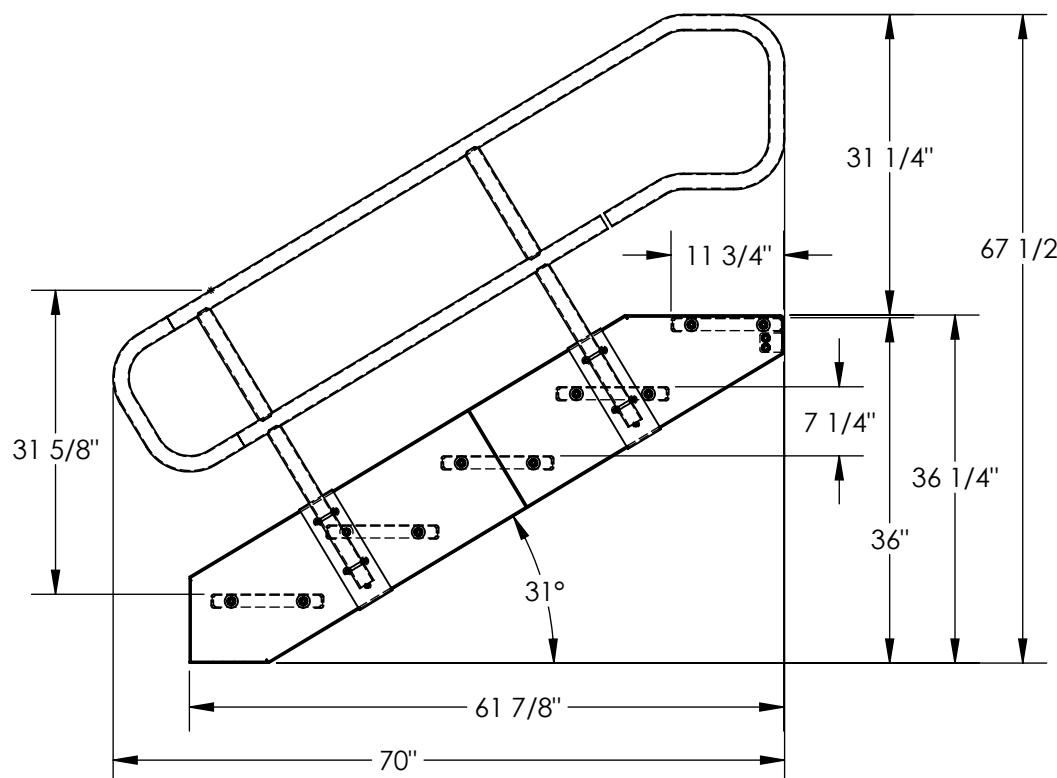
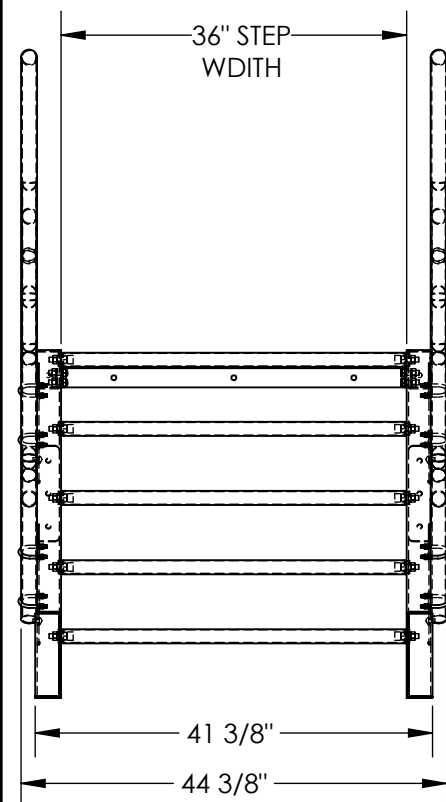


MODULAR STYLE STAIRWAY, STAIR-36

APPROX WEIGHT: 329.13 lbs.
DOES NOT INCLUDE WEIGHT OF POWER OR PACKAGING!!!

*** ANY ADDITIONS, DELETIONS, OR OMISSIONS MUST BE CORRECTED ON THIS DRAWING AS THIS DRAWING WILL BE CONSIDERED ALL INCLUSIVE ***
ALL GRAPHICS PROVIDED ARE FOR REFERENCE ONLY. IF CERTAIN DIMENSIONS ARE CRITICAL PLEASE VERIFY THOSE DIMENSIONS WITH YOUR SALESPERSON



DIMENSION TOLERANCE $\pm 1/4$ "

STANDARD FEATURES

MODEL NUMBER: STAIR-36
MAX CAPACITY: 1,000 LBS.
STANDARD STEP WIDTH: 36"
STEP HEIGHT SPACING: 7 1/4"
TOP STEP HEIGHT: 36"
RUN DIMENSION: 61 7/8"
OVERALL LENGTH: 70"
STAIR IS TOUGH BAKED IN POWDER COATED BLUE FINISH
HANDRAIL IS TOUGH BAKED IN POWDER COATED YELLOW FINISH
STANDARD MODULAR DESIGN WITH BOLT-ON HANDRAIL
UNIT SHIPS KNOCKED-DOWN (ASSEMBLY REQUIRED)
TOP STEP IS FLUSH WITH THE LANDING
STANDARD SERRATED STEEL STEP MATERIAL
(7 1/4" DEEP x 36" WIDE)
CLIMB ANGLE: 31° (APPROX.)

SPECIAL FEATURES

NONE

APPROVAL

I, THE UNDERSIGNED, AGREE THAT THE PRODUCT AS REPRESENTED SATISFIES DESIGN AND DIMENSION REQUIREMENTS. I ALSO ACKNOWLEDGE MY DUTY TO CONFIRM PRODUCT AND INSTALLATION COMPLIANCE WITH ALL APPLICABLE FEDERAL, STATE AND LOCAL REGULATIONS AND STANDARDS.
UNITS REQUIRING APPROVAL DRAWINGS OR MODIFIED ARE NON-RETURNABLE
[] As drawn [] As marked

Signed: _____ Date: _____

Printed Name: _____

LEAD TIME WILL START UPON RECEIPT OF SIGNED APPROVAL DRAWING

DISTRIBUTOR'S NAME:		P.O.#
DS-STAIR-36		X
DRAWN BY: NBE		W.O.#
DATE: 10/18/2021		X
REFERENCE: X	SCALE: 1:20	SALES: X
QUOTED LEAD TIME: X	QUOTE # X	FILE NAME:
		44-007-717