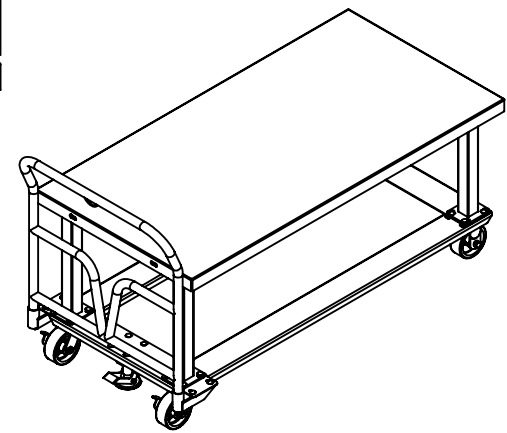
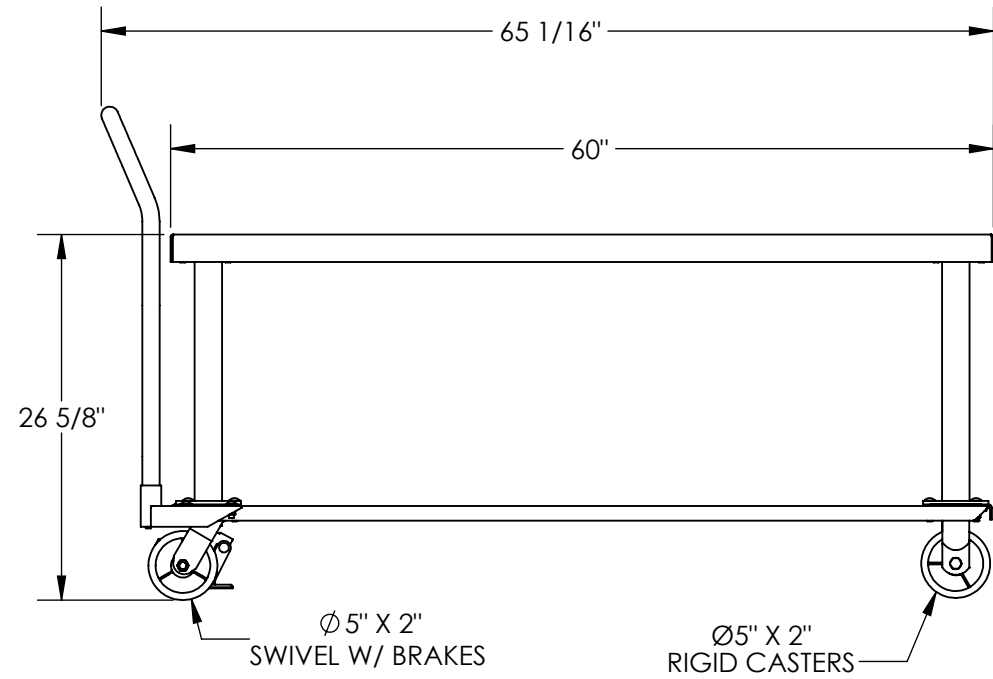
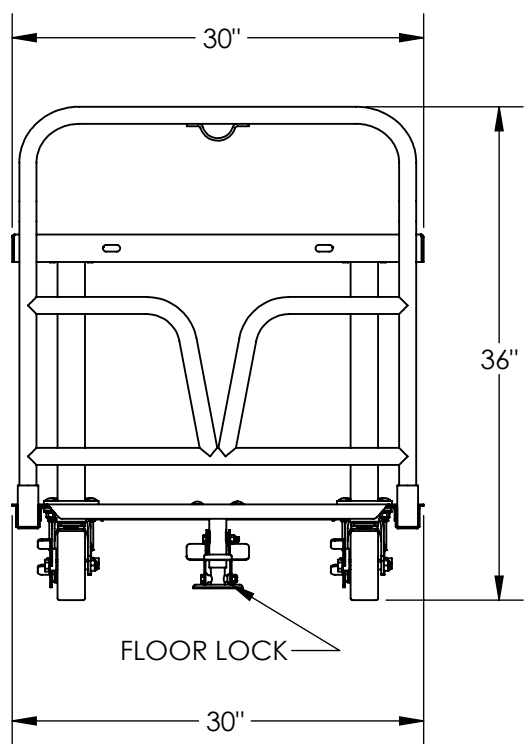


WORK-HEIGHT PLATFORM TRUCK - WHPT-3060-ST

APPROX WEIGHT: 223.43 lbs.
DOES NOT INCLUDE WEIGHT OF POWER OR PACKAGING!!!

*** ANY ADDITIONS, DELETIONS, OR OMISSIONS MUST BE CORRECTED ON THIS DRAWING AS THIS DRAWING WILL BE CONSIDERED ALL INCLUSIVE ***

ALL GRAPHICS PROVIDED ARE FOR REFERENCE ONLY. IF CERTAIN DIMENSIONS ARE CRITICAL PLEASE VERIFY THOSE DIMENSIONS WITH YOUR SALESPERSON



DIMENSION TOLERANCE ± 1/4"

STANDARD FEATURES

- MODEL NUMBER IS WHPT-3060-ST
- OVERALL WIDTH IS 30"
- USABLE WIDTH IS 30"
- OVERALL LENGTH IS 65 1/16"
- USABLE LENGTH IS 60"
- OVERALL HEIGHT IS 36"
- PLATFORM HEIGHT IS 26 5/8"
- MAX CAPACITY IS 2,000 LBS.
- INCLUDES A STEEL PLATFORM TOP
- (QTY 2) Ø5 X 2 POLY ON STEEL SWIVEL CASTER W/ BRAKES
- (QTY 2) Ø5 X 2 POLY ON STEEL RIGID CASTERS
- (QTY 1) FLOOR LOCK

SPECIAL FEATURES

NONE

APPROVAL	I, THE UNDERSIGNED, AGREE THAT THE PRODUCT AS REPRESENTED SATISFIES DESIGN AND DIMENSION REQUIREMENTS. I ALSO ACKNOWLEDGE MY DUTY TO CONFIRM PRODUCT AND INSTALLATION COMPLIANCE WITH ALL APPLICABLE FEDERAL, STATE AND LOCAL REGULATIONS AND STANDARDS.	
	ANY MODIFIED UNITS ARE NON-RETURNABLE	
	[] As drawn [] As marked	
Signed: _____		Date: _____
Printed Name: _____		
LEAD TIME WILL START UPON RECEIPT OF SIGNED APPROVAL DRAWING		

FOR INTERNAL USE ONLY PROJECT SIGN OFF	
SALES	
ENG.	
FAB.	
POWER	

DISTRIBUTOR'S NAME:		P.O.#
VESTIL MANUFACTURING		X
DRAWN BY: ND		W.O.#
DATE: 6/27/16		X
REFERENCE: X	SCALE: 1:14	SALES: X
QUOTED LEAD TIME: X	QUOTE #	FILE NAME:
	X	16-007-420