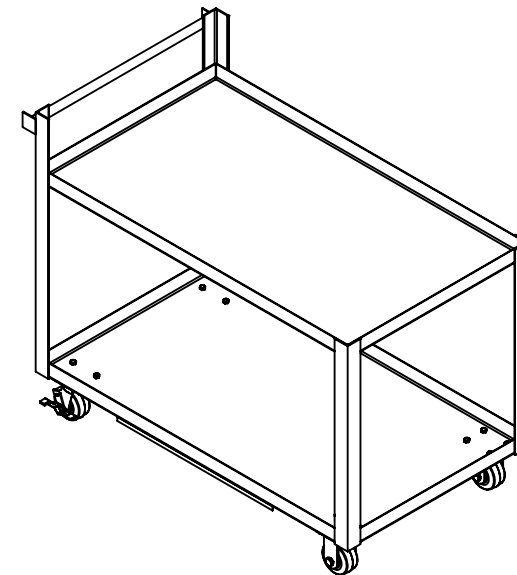
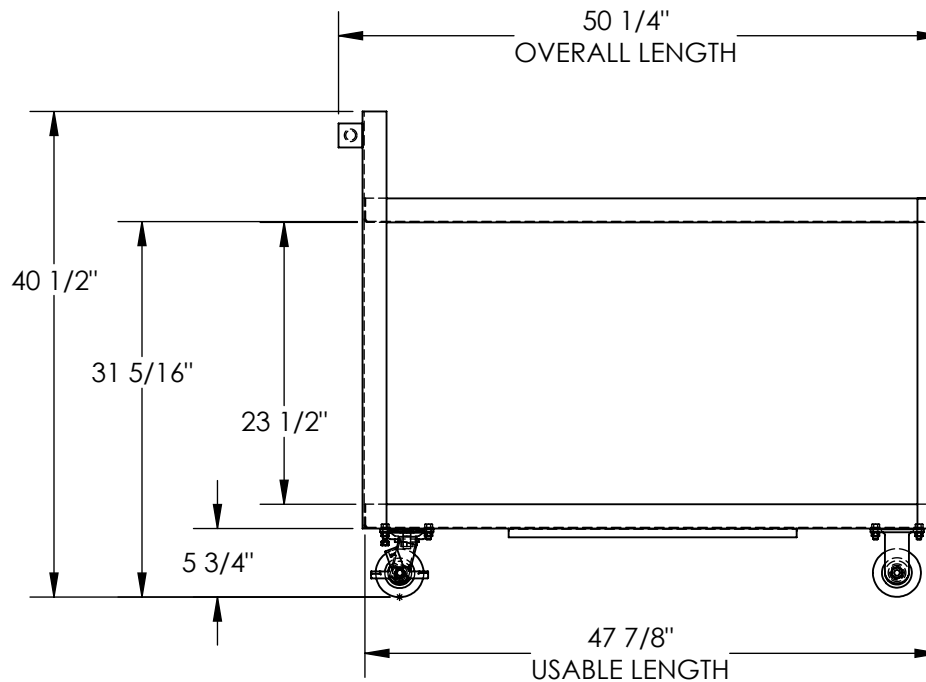



SERVICE CARTS - SCS2-2848

APPROX WEIGHT: 110.81 lbs.
 DOES NOT INCLUDE WEIGHT OF POWER OR PACKAGING!!!

*** ANY ADDITIONS, DELETIONS, OR OMISSIONS MUST BE CORRECTED ON THIS DRAWING AS THIS DRAWING WILL BE CONSIDERED ALL INCLUSIVE ***

ALL GRAPHICS PROVIDED ARE FOR REFERENCE ONLY. IF CERTAIN DIMENSIONS ARE CRITICAL PLEASE VERIFY THOSE DIMENSIONS WITH YOUR SALESPERSON



STANDARD FEATURES

- MODEL NUMBER IS SCS2-2848
- OVERALL WIDTH IS 27 7/8"
- USABLE WIDTH IS 27 1/2"
- OVERALL LENGTH IS 50 1/4"
- USABLE LENGTH IS 47 7/8"
- OVERALL HEIGHT IS 40 1/2"
- MAX CAPACITY IS 1,000 lbs. (550 LBS. PER SHELF)
- STEEL CONSTRUCTION
- SHELF CLEARANCE 23 1/2"
- USABLE TOP SHELF HEIGHT IS 31 5/16"
- TOUGH BAKED IN POWDER COATED BLUE FINISH

SPECIAL FEATURES

NONE

DIMENSION TOLERANCE ± 1/4"

APPROVAL

I, THE UNDERSIGNED, AGREE THAT THE PRODUCT AS REPRESENTED SATISFIES DESIGN AND DIMENSION REQUIREMENTS. I ALSO ACKNOWLEDGE MY DUTY TO CONFIRM PRODUCT AND INSTALLATION COMPLIANCE WITH ALL APPLICABLE FEDERAL, STATE AND LOCAL REGULATIONS AND STANDARDS.

UNITS REQUIRING APPROVAL DRAWINGS OR MODIFIED ARE NON-RETURNABLE

As drawn As marked

Signed: _____ Date: _____

Printed Name: _____

LEAD TIME WILL START UPON RECEIPT OF SIGNED APPROVAL DRAWING

| | | |
|----------------------|-------------|------------|
| DISTRIBUTOR'S NAME: | | P.O.# |
| VESTIL MANUFACTURING | | X |
| DRAWN BY: B.HORN | | W.O.# |
| DATE: 07/22/14 | | X |
| REFERENCE: X | SCALE: 1:16 | SALES: X |
| QUOTED LEAD TIME: X | QUOTE # | FILE NAME: |
| | X | 16-007-108 |